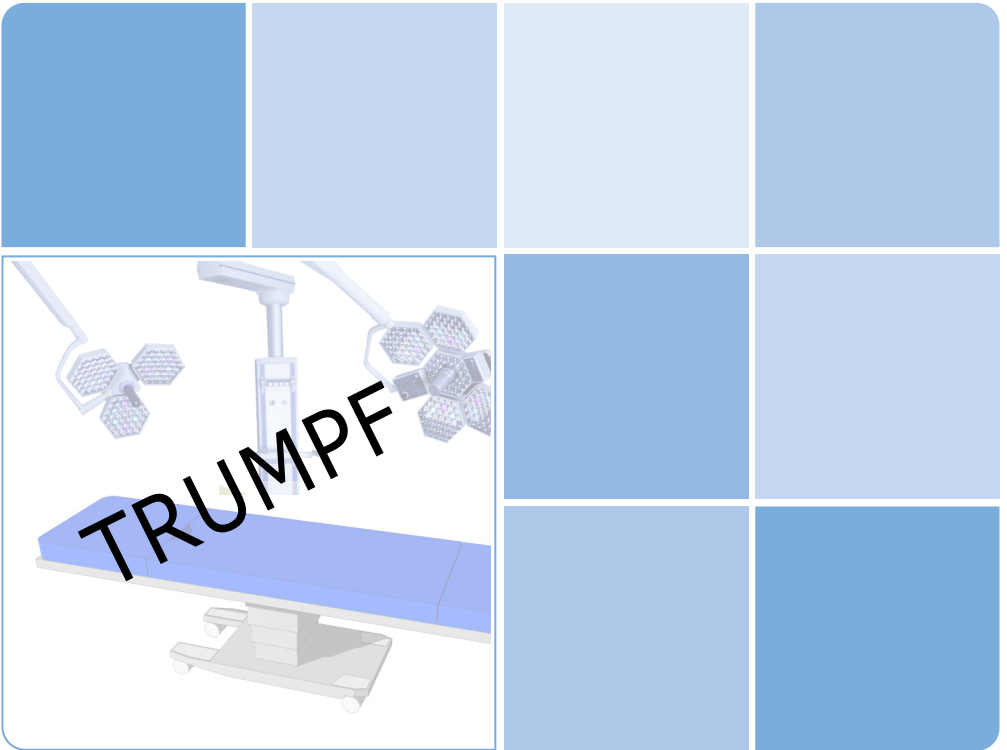


ESWELL

Mattresses for operating tables



Simonsen & Weel

ESWELL

By Simonsen & Weel established in 1817

ESWELL mattresses for operating tables

About ESWELL

Our ESWELL mattresses for operating tables are developed in collaboration with leading experts within the health care sector in Scandinavia and other countries.

The ESWELL mattresses for operating tables are designed to improve the positioning of the patient during surgery, and at the same time they reduce the risk of developing pressure injuries.

Our ESWELL products increase the pressure distribution, and thereby improve circulation of the blood. They secure comfortable positioning of the patient even in awkward positions. The mattresses for operating tables are easy to use and provide help when re-positioning.

The first ESWELL products were introduced in 2006, and today they are used in many hospitals in around 50 countries throughout the world.

The production of ESWELL

The ESWELL production site uses the most recent techniques and production methods at its plants in Denmark and Poland. Every day, more than 1,500 m³ foam is produced at one of Europe's largest foam machines placed in Denmark. The factory has more than 400 employees and a history of foam manufacturing that goes more than 40 years back.

All products are subject to a quality check, where two specialized employees control that all specifications and characteristics of the product comply with the standards. The factory is ISO 9001:2015 certified.

The Foam

Our ESWELL mattresses are designed with three different foam layers combining viscoelastic foam and normal PU foam.

Viscoelastic foam is a high-tech material originally developed by NASA. It absorbs body heat and molds itself gently to the body, and thus gives the body improved support during surgery. The pressure distributing properties of the foam provide unique patient comfort and at the same time it ensures a correct anatomical position for the surgeon.

Cover

The cover is a waterproof and breathing Decu-Tex© material, which mainly consists of polyurethane. For optimal hygiene all covers are fully-welded and are fitted with a water-resistant zipper, which makes it possible to remove and wash (up to 95°C). The zipper is protected by the cover in order to reduce irritation of the skin and to prevent liquids entering the foam.

In order to ensure maximum hygiene, the part of the cover touching the operating table is a special developed non-slip cover. This makes the use of e.g. velcro® obsolete.

Colours

Our mattresses are manufactured as standard in the colours black. As increasingly more hospital are using colours to classify and categorize the mattresses for different positionings/departments, we can also deliver mattresses in the below colours.




Environment & Allergy Friendly

None of the ESWELL products are allergenic or unhealthy as they do not contain PVC, cadmium, phthalates or latex.

Testing of ESWELL mattresses for operating tables

In order to ensure that our products fulfil the high requirements of our customers, we are testing all products in-house before putting them on the market.

For our mattresses we test them with a specific number of test persons of different age, gender, height and weight in order to get a broad picture of the capability of the mattresses.



Afterwards, we do a statistical analysis of the outcome in order to see if the results are statistically significant.

The following test was conducted for our standard mattresses for operating tables with patients lying in supine position.

The hypothesis test is:

H0: mean pressure in exposed area is equal to 32mmHg, $\mu = 32 \text{ mmHg}$

H1: mean pressure in exposed area is lower than 32mmHg, $\mu < 32 \text{ mmHg}$

We use 32 mmHg as reference, as this is the pressure level where the capillaries close of. This leads to local ischemia, where the cells in that area cannot receive nutrients and cannot discharge waste products. Tissue necrosis occurs if this situation is not reversed within a reasonable time frame*.

* Eugene M. Landis et al., Micro-injection studies of capillary blood pressure in human skin. Heart, 15(15):209-228, 1930.

We use the one-sample t-test for this, given by: $t_0 = \frac{\bar{y} - \mu}{S/\sqrt{n}}$

Where n is the sample size and S is the sample standard deviation given by:

$$S^2 = \frac{\sum_{i=1}^n (y_i - \bar{y})^2}{n - 1}$$

We also find the 95% confidence interval for the true difference, d, in measured mean pressure and the target of 32mmHg. This is given by:

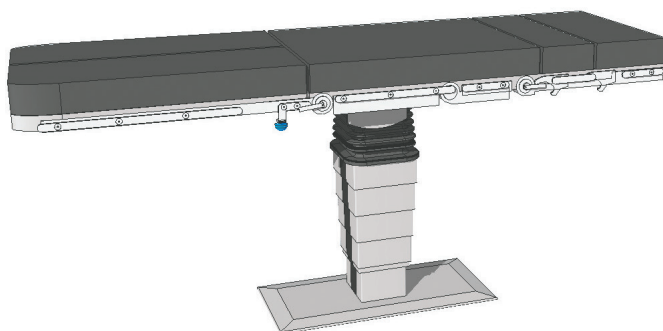
$$(\bar{y} - \mu_0) - t_{\frac{\alpha}{2}, n-1} \frac{S}{\sqrt{n}} \leq d \leq (\bar{y} - \mu_0) + t_{\frac{\alpha}{2}, n-1} \frac{S}{\sqrt{n}}$$

Here α is the probability of a type I error, usually set at 5%.


	Head	Shoulders	Elbows	Sacrum	Heels
Mean [mmHg]	34.32	24.81	17.47	30.51	29.13
Difference to 32 mmHg	2.32	-7.19	-14.53	-1.49	-2.87
Standard deviation	5.91	6.46	2.84	2.49	4.06
t-statistic	1.52	-4.31	-19.83	-2.31	-2.74
p-value	< 0.10	< 0.0005	< 0.0005	< 0.025	< 0.01
95% CI, lower limit	-0.95	-10.77	-16.10	-2.87	-5.11
95% CI, upper limit	5.60	-3.62	-12.96	-0.11	-0.62

As shown in the above table, shoulders, elbows, sacrum and heels all have a significantly lower average pressure than 32 mmHg (p values below 0.025). The head experiences a pressure that is higher than 32 mmHg; however this difference is not statistically significant.



TruSystem 7500 H



Head



Item no.	Description	Colour	Size: L x W x H i mm	
249722	Mattress for head section	Black	322 x 545 x 100	
249736	Mattress for head section	Blue	322 x 545 x 100	

Ophthalmology adapter



Item no.	Description	Colour	Size: L x W x H i mm	
228975	Mattress ophthalmology adapter	Black	360 x 545 x 100	
228976	Mattress ophthalmology adapter	Blue	360 x 545 x 100	

TruSystem 7500 H

Upper back

Item no.	Description	Colour	Size: L x W x H i mm	
229974	Mattress for upper back	Black	185 x 545 x 100	
229975	Mattress for upper back	Blue	185 x 545 x 100	

Seat TruSystem 7500 H U14

Item no.	Description	Colour	Size: L x W x H i mm	
229679	Mattress for seat section	Black	727 x 545 x 100	
229680	Mattress for seat section	Blue	727 x 545 x 100	

Seat/lower back TruSystem 7500 H U24/26



Item no.	Description	Colour	Size: L x W x H i mm	
229970	Mattress for seat/ lower back	Black	965 x 545 x 100	
229977	Mattress for seat/ lower back	Blue	965 x 545 x 100	

TruSystem 7500 H



Universal adapter

Item no.	Description	Colour	Size: L x W x H i mm	
228905	Mattress for universal adapter	Black	520 x 545 x 100	
228906	Mattress for universal adapter	Blue	520 x 545 x 100	

Pelvis extension



Item no.	Description	Colour	Size: L x W x H i mm	
229972	Mattress for pelvis extension	Black	235 x 545 x 100	
229973	Mattress for pelvis extension	Blue	235 x 545 x 100	

Leg section, short



Item no.	Description	Colour	Size: L x W x H i mm	
249720	Mattress for leg section, short	Black	522 x 545 x 100	
249734	Mattress for leg section, short	Blue	522 x 545 x 100	

TruSystem 7500 H



Leg section, long

Item no.	Description	Colour	Size: L x W x H i mm	
229628	Mattress for leg section light weight, long	Black	960 x 545 x 100	
229629	Mattress for leg section light weight, long	Blue	960 x 545 x 100	

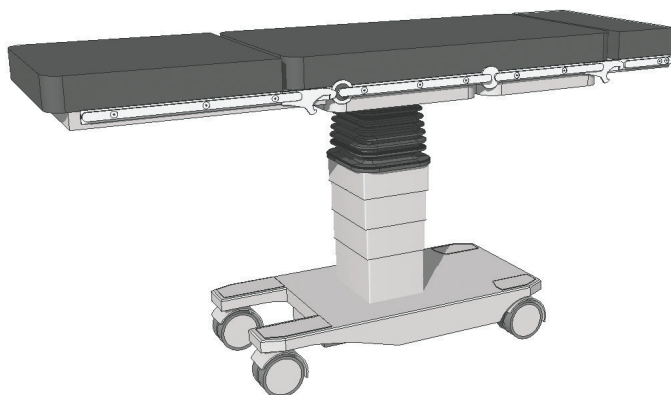
Leg section, 2-parts

Item no.	Description	Colour	Size: L x W x H i mm	
229953	Mattress for leg section, 2-parts	Black	738 x 253 x 100	
239932	Mattress for leg section, 2-parts	Blue	738 x 253 x 100	



Leg section, 4-parts

Item no.	Description	Colour	Size: L x W x H i mm	
229626	Mattress for leg section, 4-parts	Black	750 x 250 x 100	
229627	Mattress for leg section, 4-parts	Blue	750 x 250 x 100	



TruSystem 7000 H



Head



Item no.	Description	Colour	Size: L x W x H i mm	
249722	Mattress for head section	Black	322 x 545 x 100	
249736	Mattress for head section	Blue	322 x 545 x 100	

Ophthalmology adapter



Item no.	Description	Colour	Size: L x W x H i mm	
228975	Mattress ophthalmology adapter	Black	360 x 545 x 100	
228976	Mattress ophthalmology adapter	Blue	360 x 545 x 100	

TruSystem 7000 H

Upper back

Item no.	Description	Colour	Size: L x W x H i mm	
229974	Mattress for upper back	Black	185 x 545 x 100	
229975	Mattress for upper back	Blue	185 x 545 x 100	

Seat TruSystem 7500 H U14

Item no.	Description	Colour	Size: L x W x H i mm	
229679	Mattress for seat section	Black	727 x 545 x 100	
229680	Mattress for seat section	Blue	727 x 545 x 100	

Seat/lower back TruSystem 7000 H U24/26



Item no.	Description	Colour	Size: L x W x H i mm	
249721	Mattress for seat/ lower back	Black	1143 x 545 x 100	
249737	Mattress for seat/ lower back	Blue	1143 x 545 x 100	

TruSystem 7000 H



Universal adapter

Item no.	Description	Colour	Size: L x W x H i mm	
228905	Mattress for universal adapter	Black	520 x 545 x 100	
228906	Mattress for universal adapter	Blue	520 x 545 x 100	

Pelvis extension



Item no.	Description	Colour	Size: L x W x H i mm	
229972	Mattress for pelvis extension	Black	235 x 545 x 100	
229973	Mattress for pelvis extension	Blue	235 x 545 x 100	

Leg section, short



Item no.	Description	Colour	Size: L x W x H i mm	
249720	Mattress for leg section, short	Black	522 x 545 x 100	
249734	Mattress for leg section, short	Blue	522 x 545 x 100	

TruSystem 7000 H



Leg section, long

Item no.	Description	Colour	Size: L x W x H i mm	
229628	Mattress for leg section light weight, long	Black	960 x 545 x 100	
229629	Mattress for leg section light weight, long	Blue	960 x 545 x 100	

Leg section, 2-parts

Item no.	Description	Colour	Size: L x W x H i mm	
229953	Mattress for leg section, 2-parts	Black	738 x 253 x 100	
239932	Mattress for leg section, 2-parts	Blue	738 x 253 x 100	

Leg section, 4-parts



Item no.	Description	Colour	Size: L x W x H i mm	
229626	Mattress for leg section, 4-parts	Black	750 x 250 x 100	
229627	Mattress for leg section, 4-parts	Blue	750 x 250 x 100	

PST 500



Head

Item no.	Description	Colour	Size: L x W x H i mm	
249722	Mattress for head section	Black	322 x 545 x 100	
249736	Mattress for head section	Blue	322 x 545 x 100	

Ophthalmology adapter

Item no.	Description	Colour	Size: L x W x H i mm	
228975	Mattress ophthalmology adapter	Black	360 x 545 x 100	
228976	Mattress ophthalmology adapter	Blue	360 x 545 x 100	

Upper back

Item no.	Description	Colour	Size: L x W x H i mm	
229974	Mattress for upper back	Black	185 x 545 x 100	
229975	Mattress for upper back	Blue	185 x 545 x 100	

PST 500



Seat/lower back

Item no.	Description	Colour	Size: L x W x H i mm	
229970	Mattress for seat/ lower back	Black	965 x 545 x 100	
229977	Mattress for seat/ lower back	Blue	965 x 545 x 100	

Universal adapter



Item no.	Description	Colour	Size: L x W x H i mm	
228905	Mattress for universal adapter	Black	520 x 545 x 100	
228906	Mattress for universal adapter	Blue	520 x 545 x 100	

Pelvis extension



Item no.	Description	Colour	Size: L x W x H i mm	
229972	Mattress for pelvis extension	Black	235 x 545 x 100	
229973	Mattress for pelvis extension	Blue	235 x 545 x 100	

PST 500



Leg section, short

Item no.	Description	Colour	Size: L x W x H i mm	
249720	Mattress for leg section, short	Black	522 x 545 x 100	
249734	Mattress for leg section, short	Blue	522 x 545 x 100	

Leg section, long


Item no.	Description	Colour	Size: L x W x H i mm	
229628	Mattress for leg section light weight, long	Black	960 x 545 x 100	
229629	Mattress for leg section light weight, long	Blue	960 x 545 x 100	

Leg section, 2-parts

Item no.	Description	Colour	Size: L x W x H i mm	
229953	Mattress for leg section, 2-parts	Black	738 x 253 x 100	
239932	Mattress for leg section, 2-parts	Blue	738 x 253 x 100	

PST 500

Leg section, 4-parts



Item no.	Description	Colour	Size: L x W x H i mm	
229626	Mattress for leg section, 4-parts	Black	750 x 250 x 100	
229627	Mattress for leg section, 4-parts	Blue	750 x 250 x 100	

PST 300



Head

Item no.	Description	Colour	Size: L x W x H i mm	
249722	Mattress for head section	Black	322 x 545 x 100	
249736	Mattress for head section	Blue	322 x 545 x 100	

Ophthalmology adapter

Item no.	Description	Colour	Size: L x W x H i mm	
228975	Mattress ophthalmology adapter	Black	360 x 545 x 100	
228976	Mattress ophthalmology adapter	Blue	360 x 545 x 100	

Upper back

Item no.	Description	Colour	Size: L x W x H i mm	
229974	Mattress for upper back	Black	185 x 545 x 100	
229975	Mattress for upper back	Blue	185 x 545 x 100	

PST 300

Seat/lower back PST 300S

Item no.	Description	Colour	Size: L x W x H i mm	
228903	Mattress for seat/ lower back	Black	930 x 545 x 100	
228904	Mattress for seat/ lower back	Blue	930 x 545 x 100	

Seat/lower back PST 300L

Item no.	Description	Colour	Size: L x W x H i mm	
229071	Mattress for seat/ lower back	Black	1100 x 545 x 100	
229072	Mattress for seat/ lower back	Blue	1100 x 545 x 100	

Universal adapter



Item no.	Description	Colour	Size: L x W x H i mm	
228905	Mattress for universal adapter	Black	520 x 545 x 100	
228906	Mattress for universal adapter	Blue	520 x 545 x 100	

PST 300



Pelvis extension

Item no.	Description	Colour	Size: L x W x H i mm	
229972	Mattress for pelvis extension	Black	235 x 545 x 100	
229973	Mattress for pelvis extension	Blue	235 x 545 x 100	

Leg section, short



Item no.	Description	Colour	Size: L x W x H i mm	
249720	Mattress for leg section, short	Black	522 x 545 x 100	
249734	Mattress for leg section, short	Blue	522 x 545 x 100	

Leg section, long



Item no.	Description	Colour	Size: L x W x H i mm	
229628	Mattress for leg section light weight, long	Black	960 x 545 x 100	
229629	Mattress for leg section light weight, long	Blue	960 x 545 x 100	

PST 300

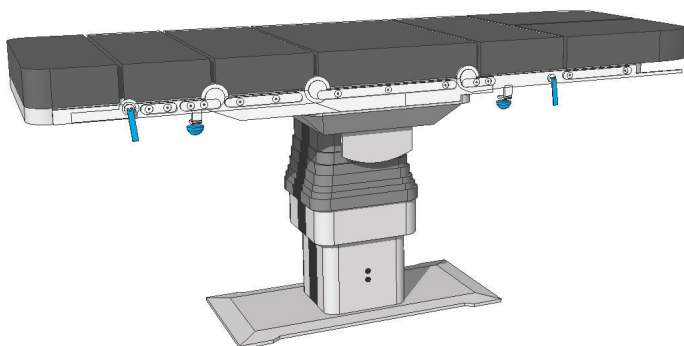
Leg section, 2-parts

Item no.	Description	Colour	Size: L x W x H i mm	
229953	Mattress for leg section, 2-parts	Black	738 x 253 x 100	
239932	Mattress for leg section, 2-parts	Blue	738 x 253 x 100	


Leg section, 4-parts

Item no.	Description	Colour	Size: L x W x H i mm	
229626	Mattress for leg section, 4-parts	Black	750 x 250 x 100	
229627	Mattress for leg section, 4-parts	Blue	750 x 250 x 100	

TruSystem 7500



Head

Item no.	Description	Colour	Size: L x W x H i mm	
248339	Mattress for head, curved	Black	230 x 400 x 100	
248342	Mattress for head, curved	Blue	230 x 400 x 100	

Head/upper back

Item no.	Description	Colour	Size: L x W x H i mm	
248062	Mattress for head/upper back	Black	255 x 520 x 100	
248773	Mattress for head/upper back	Blue	255 x 520 x 100	

TruSystem 7500

Upper back

Item no.	Description	Colour	Size: L x W x H i mm	
248034	Mattress for upper back, short	Black	150 x 530 x 100	
248573	Mattress for upper back, short	Blue	150 x 530 x 100	

Seat TruSystem 7500 U14

Item no.	Description	Colour	Size: L x W x H i mm	
248323	Mattress for seat section	Black	620 x 530 x 100	
248326	Mattress for seat section	Blue	620 x 530 x 100	

Seat/lower back TruSystem 7500 U24/26



Item no.	Description	Colour	Size: L x W x H i mm	
248833	Mattress for seat/lower back	Black	920 x 530 x 100	
248834	Mattress for seat/lower back	Blue	920 x 530 x 100	

TruSystem 7500



Pelvis extension

Item no.	Description	Colour	Size: L x W x H i mm	
248042	Mattress for pelvis extension	Black	260 x 530 x 100	
248779	Mattress for pelvis extension	Blue	260 x 530 x 100	

Leg section, long



Item no.	Description	Colour	Size: L x W x H i mm	
248543	Mattress for leg section, light weight	Black	910 x 540 x 100	
248942	Mattress for leg section, light weight	Blue	910 x 540 x 100	

Leg section, 2-parts

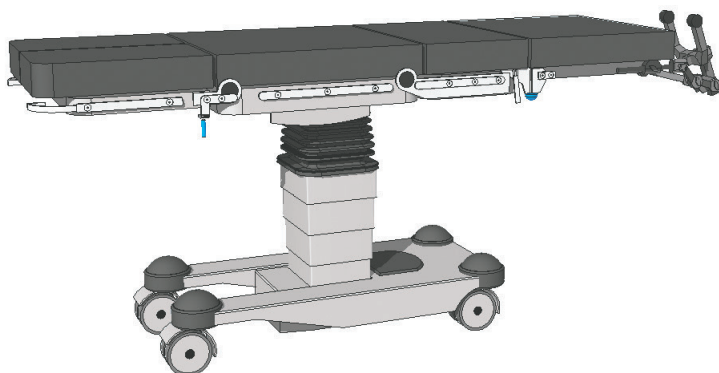
Item no.	Description	Colour	Size: L x W x H i mm	
248066	Mattress for leg section, 2-parts	Black	735 x 245 x 100	
248782	Mattress for leg section, 2-parts	Blue	735 x 245 x 100	

TruSystem 7500



Leg section, 4-parts

Item no.	Description	Colour	Size: L x W x H i mm	
248067	Mattress for leg section, 4-parts	Black	720 x 250 x 100	
248567	Mattress for leg section, 4-parts	Blue	720 x 250 x 100	

Mars



Head

Item no.	Description	Colour	Size: L x W x H i mm	
248339	Mattress for head section, curved	Black	230 x 400 x 100	
248342	Mattress for head section, curved	Blue	230 x 400 x 100	

Head/upper back

Item no.	Description	Colour	Size: L x W x H i mm	
248062	Mattress for head/upper back	Black	255 x 520 x 100	
248773	Mattress for head/upper back	Blue	255 x 520 x 100	

Mars

Upper back

Item no.	Description	Colour	Size: L x W x H i mm	
248034	Mattress for upper back, short	Black	150 x 530 x 100	
248573	Mattress for upper back, short	Blue	150 x 530 x 100	

Seat/lower back



Item no.	Description	Colour	Size: L x W x H i mm	
248833	Mattress for seat/lower back	Black	920 x 530 x 100	
248834	Mattress for seat/lower back	Blue	920 x 530 x 100	

Pelvis extension



Item no.	Description	Colour	Size: L x W x H i mm	
248042	Mattress for pelvis extension	Black	260 x 530 x 100	
248779	Mattress for pelvis extension	Blue	260 x 530 x 100	

Mars



Leg section, long

Item no.	Description	Colour	Size: L x W x H i mm	
248543	Mattress for leg section, light weight	Black	910 x 540 x 100	
248942	Mattress for leg section, light weight	Blue	910 x 540 x 100	

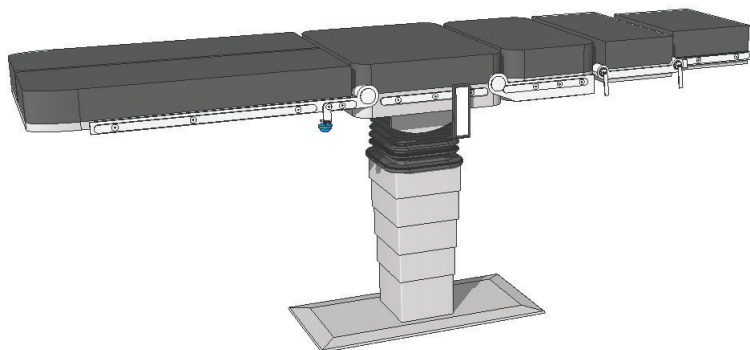
Leg section, 2-parts

Item no.	Description	Colour	Size: L x W x H i mm	
248066	Mattress for leg section, 2-parts	Black	735 x 245 x 100	
248782	Mattress for leg section, 2-parts	Blue	735 x 245 x 100	



Leg section, 4-parts

Item no.	Description	Colour	Size: L x W x H i mm	
248067	Mattress for leg section, 4-parts	Black	720 x 250 x 100	
248567	Mattress for leg section, 4-parts	Blue	720 x 250 x 100	

Jupiter



Head

Item no.	Description	Colour	Size: L x W x H i mm	
248339	Mattress for head section, curved	Black	230 x 400 x 100	
248342	Mattress for head section, curved	Blue	230 x 400 x 100	

Head/upper back

Item no.	Description	Colour	Size: L x W x H i mm	
248062	Mattress for head/upper back	Black	255 x 520 x 100	
248773	Mattress for head/upper back	Blue	255 x 520 x 100	

Jupiter

Upper back

Item no.	Description	Colour	Size: L x W x H i mm	
248034	Mattress for upper back, short	Black	150 x 530 x 100	
248573	Mattress for upper back, short	Blue	150 x 530 x 100	

Seat/lower back



Item no.	Description	Colour	Size: L x W x H i mm	
248068	Mattress for seat/lower back	Black	770 x 530 x 100	
229923	Mattress for seat/lower back	Blue	770 x 530 x 100	

Pelvis extension



Item no.	Description	Colour	Size: L x W x H i mm	
248042	Mattress for pelvis extension	Black	260 x 530 x 100	
248779	Mattress for pelvis extension	Blue	260 x 530 x 100	

Jupiter



Leg section, long

Item no.	Description	Colour	Size: L x W x H i mm	
248543	Mattress for leg section, long	Black	910 x 540 x 100	
248942	Mattress for leg section, long	Blue	910 x 540 x 100	

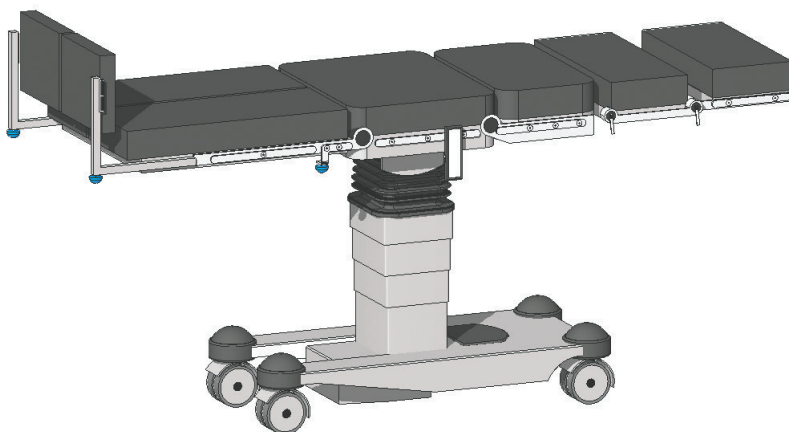
Leg section, 2-parts

Item no.	Description	Colour	Size: L x W x H i mm	
248066	Mattress for leg section, 2-parts	Black	735 x 245 x 100	
248782	Mattress for leg section, 2-parts	Blue	735 x 245 x 100	



Leg section, 4-parts

Item no.	Description	Colour	Size: L x W x H i mm	
248067	Mattress for leg section, 4-parts	Black	720 x 250 x 100	
248567	Mattress for leg section, 4-parts	Blue	720 x 250 x 100	

Titan



Head

Item no.	Description	Colour	Size: L x W x H i mm	
248339	Mattress for head section, curved	Black	230 x 400 x 100	
248342	Mattress for head section, curved	Blue	230 x 400 x 100	

Head/upper back

Item no.	Description	Colour	Size: L x W x H i mm	
248062	Mattress for head/upper back	Black	255 x 520 x 100	
248773	Mattress for head/upper back	Blue	255 x 520 x 100	

Titan

Upper back

Item no.	Description	Colour	Size: L x W x H i mm	
248034	Mattress for upper back, short	Black	150 x 530 x 100	
248573	Mattress for upper back, short	Blue	150 x 530 x 100	

Seat/lower back



Item no.	Description	Colour	Size: L x W x H i mm	
248166	Mattress for seat/lower back	Black	880 x 530 x 100	
248941	Mattress for seat/lower back	Blue	880 x 530 x 100	

Pelvis extension



Item no.	Description	Colour	Size: L x W x H i mm	
248042	Mattress for pelvis extension	Black	260 x 530 x 100	
248779	Mattress for pelvis extension	Blue	260 x 530 x 100	

Titan



Leg section, long

Item no.	Description	Colour	Size: L x W x H i mm	
248543	Mattress for leg section, long	Black	910 x 540 x 100	
248942	Mattress for leg section, long	Blue	910 x 540 x 100	

Leg section, 2-parts

Item no.	Description	Colour	Size: L x W x H i mm	
248066	Mattress for leg section, 2-parts	Black	735 x 245 x 100	
248782	Mattress for leg section, 2-parts	Blue	735 x 245 x 100	

Leg section, 4-parts

Item no.	Description	Colour	Size: L x W x H i mm	
248067	Mattress for leg section, 4-parts	Black	720 x 250 x 100	
248567	Mattress for leg section, 4-parts	Blue	720 x 250 x 100	

Documentation

ISO 9001:2015

Quality Management System

The company behind ESWELL,
Simonsen & Weel A/S, is certified
according to ISO 9001:2015.



ISO 14001:2015

Environment Management System

The company behind ESWELL,
Simonsen & Weel A/S, is certified
according to ISO 14001:2015.



Oeko-Tex Standard 100

The OEKO-TEX® Standard 100 is an independent test and certification system for textile raw, intermediate and end products at all stages of processing. Our Decu-Tex cover fulfils this standard.

Flammability (EN-597-1 & EN-597-2)

This standard lays down a test method to assess the ignitability of mattresses, upholstered bed bases or mattress pads when subjected to a smouldering ignition cigarette. All ESHELL products fulfil these standards.

CE certification

All ESHELL products are designed and produced in compliance with Council Regulation 2017/745 concerning medical devices with later amendments.



Biocompatibility (EN ISO 10993-5:2009)

The test is designed to determine the presence of leachable, toxic substances in materials and is carried out in accordance with BS EN ISO 10993-5. The result of the test was that our Decu-Tex cover is cytotoxic to those cells used under the conditions of the test.

Water Penetration Resistance (BS 3424 part 26)

The test according BS 3424 part 26 determines the resistance of a material to penetration by water for a specified period of time and pressure sequence. A visual observation is made to determine when, or if, penetration occurs. Our Decu-TEX cover has been tested and has passed the test.

Microclimate

This test evaluates the microclimatic ability of the mattress and cover to wick away and eliminate heat and moisture. The measuring of the micro-climatic ability of a product is very dependent on individual factors such as age, gender, nutritional state, and hormonal situation, but also on external factors such as temperature and humidity. Therefore, a very sensible standardization is necessary. Our products have been tested according to the thermal insulating effect (heat) and the moisture conducting properties (moisture).

Notes

Simonsen & Weel A/S is Denmark's oldest supplier of equipment to the Danish health-care sector, with a history dating back to 1817. We sell products from several of the world's leading manufacturers in areas such as surgical equipment, hospital and clinic equipment, medical technology, compression stockings, nutrition products and much more.

Today we have around 50 employees and most work from our head office just outside Copenhagen. The majority of our employees work as product specialists and consultants, covering the whole country including the Faroe Islands and Greenland.

In-house, we have a competent customer service department and a technical service department with specialists within each area.

It is Simonsen & Weel's philosophy that we only cooperate with leading manufacturers, thereby helping to strengthen our position as the Danish health sector's preferred partner.

Simonsen & Weel A/S

Vejlevej 66
DK-2635 Ishøj
Denmark
Tel.: +45 70 25 56 10
Fax: +45 70 25 56 20
E-mail: eswell@sw.dk
www.eswell.eu

Simonsen & Weel

ESWELL

By Simonsen & Weel established in 1817